

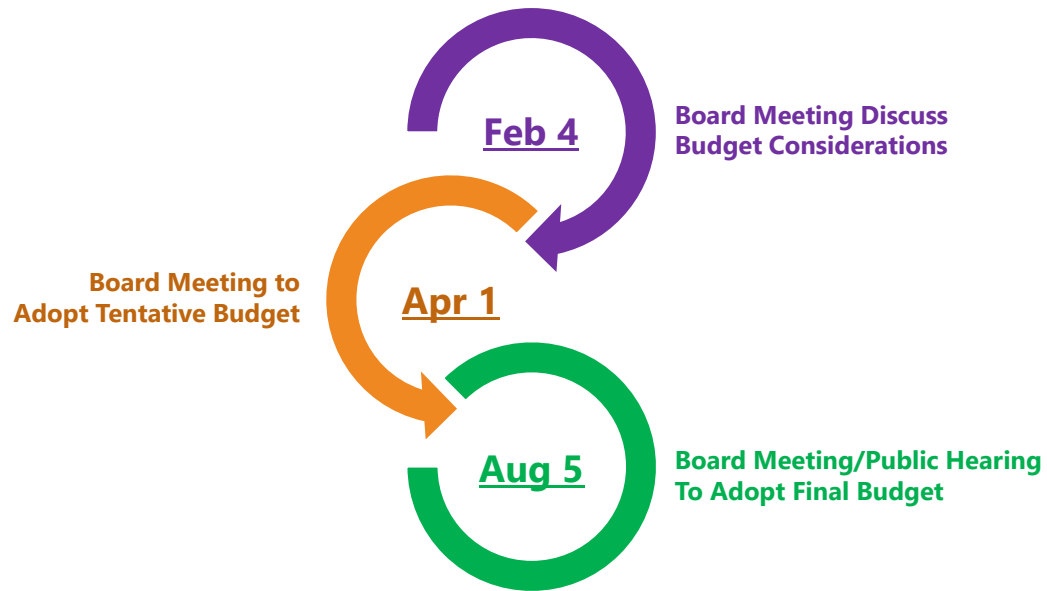
Tentative Budget for FY2027

Authority Board Meeting
April 1, 2026



Tentative Budget for FY 2027

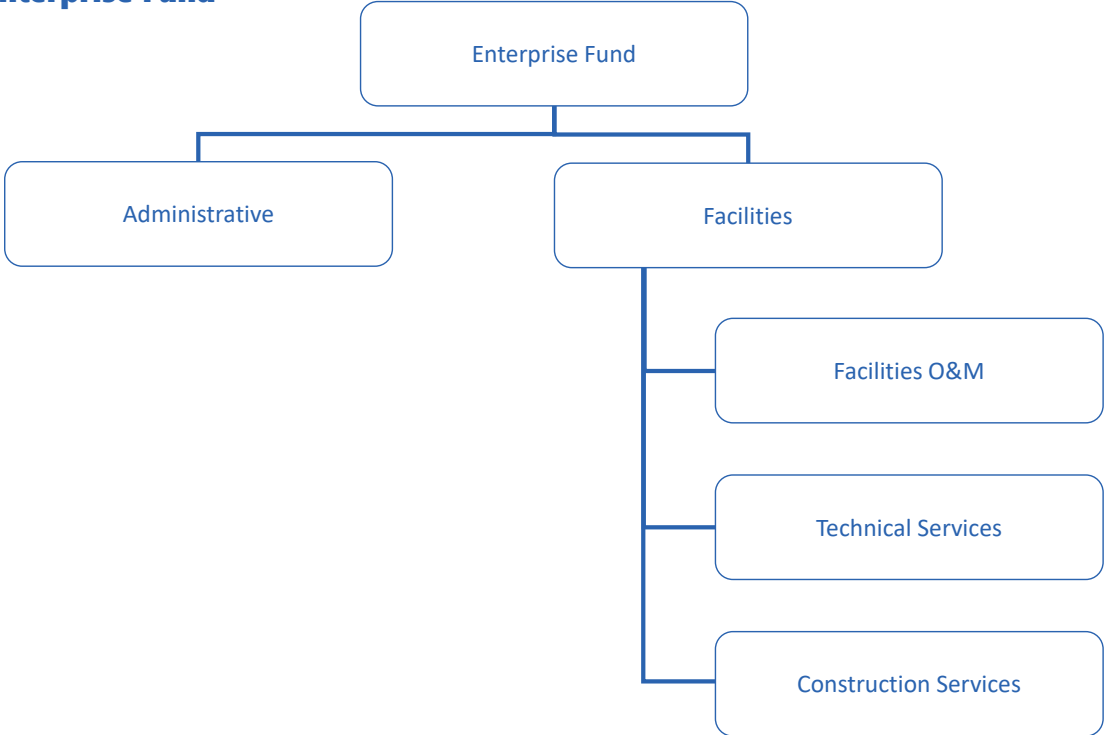
Budget Calendar



FY 2027 Budget documents available to the public @ regionalwater.org

Tentative Budget for FY 2027

Enterprise Fund



Tentative Budget for FY 2027

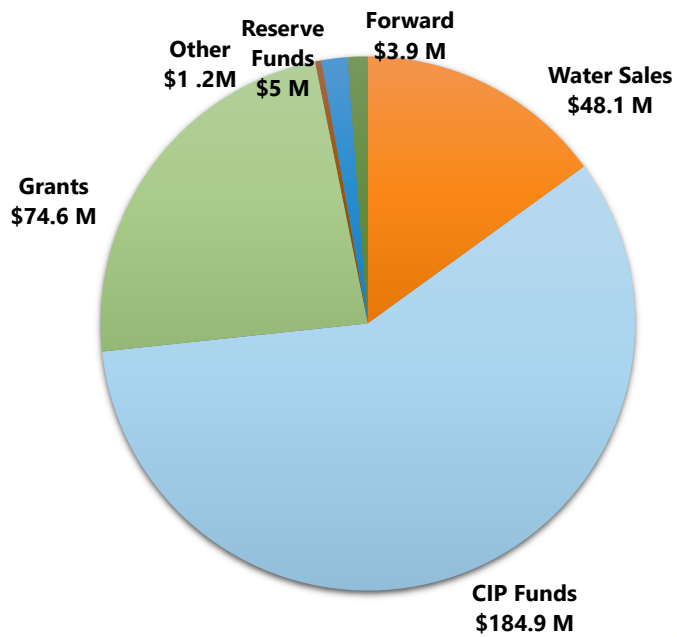
Tentative Budget

	FY 2026 Budget	FY 2027 Tentative Budget	Increase/ (Decrease)
Administrative Office	\$ 642,408	\$ 642,088	\$ (320)
Facilities	<u>\$316,359,101</u>	<u>\$ 368,192,371</u>	<u>\$ 51,833,270</u>
Total Enterprise Fund	\$ 317,001,509	\$ 368,834,459	\$ 51,832,950

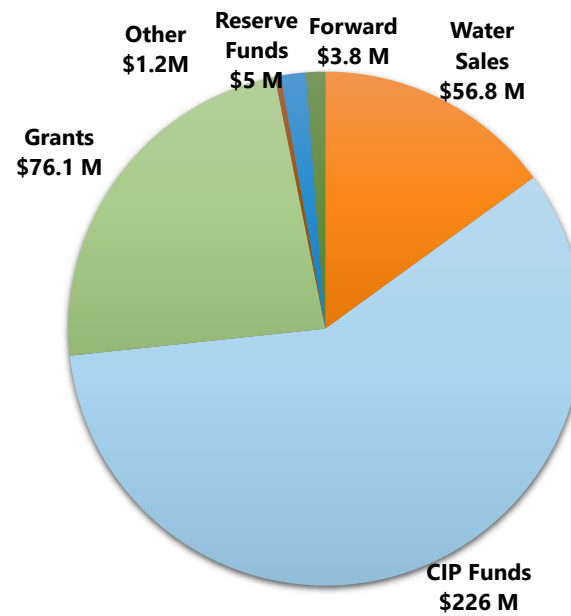
Tentative Budget for FY 2027

Sources of Revenue

FY 2026 Available Funds
\$317 M



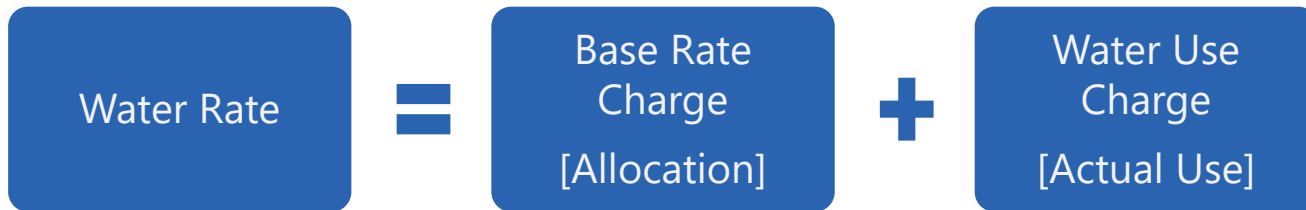
FY 2027 Available Funds
\$368.8 M



Tentative Budget for FY 2027

Water Rate Components

Water Rate is established by resolution of the Authority for the sale of water and comprised of two components:

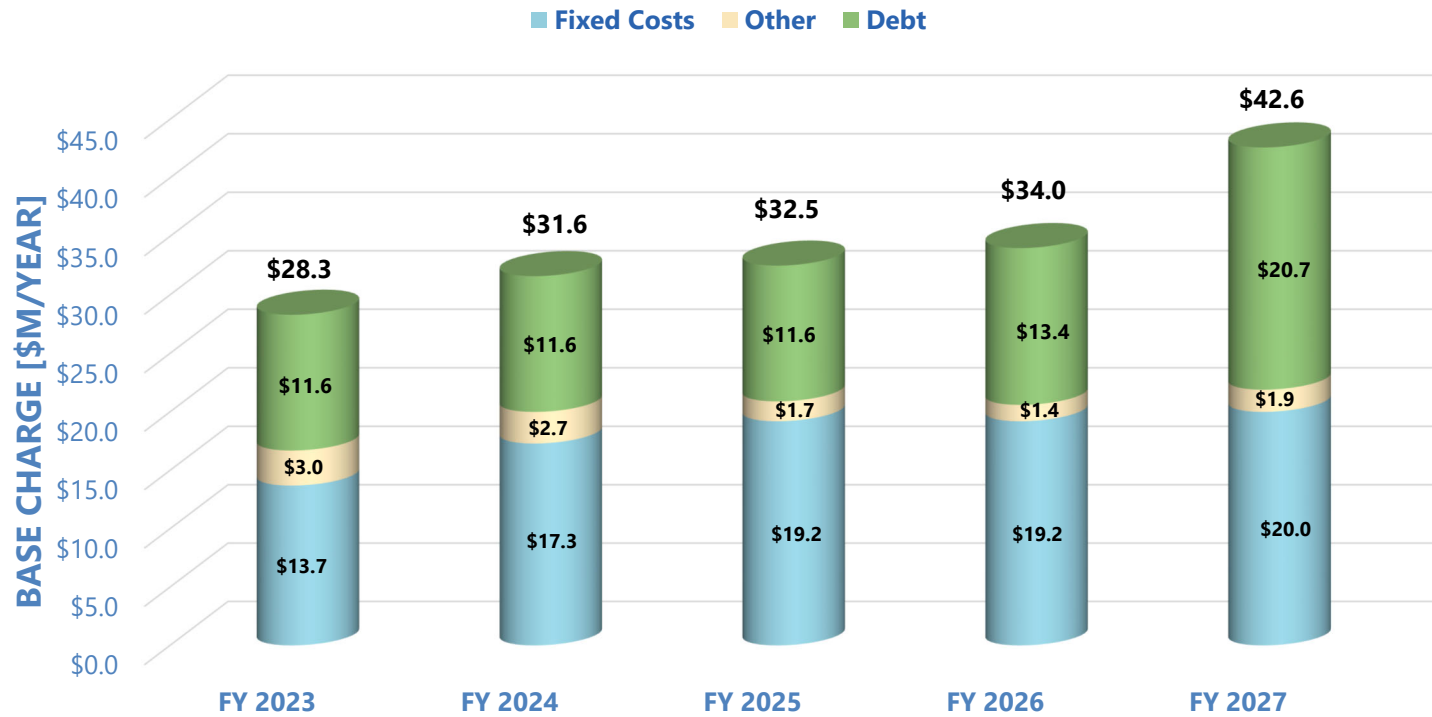


Allocations:

- Charlotte Co: 16.10 MGD/46.4%
- Sarasota Co: 15.06 MGD/43.4%
- DeSoto Co: .675 MGD/2%
- North Port: 2.865 MGD/8.2%

Tentative Budget for FY 2027

Historical Base Rate Charge



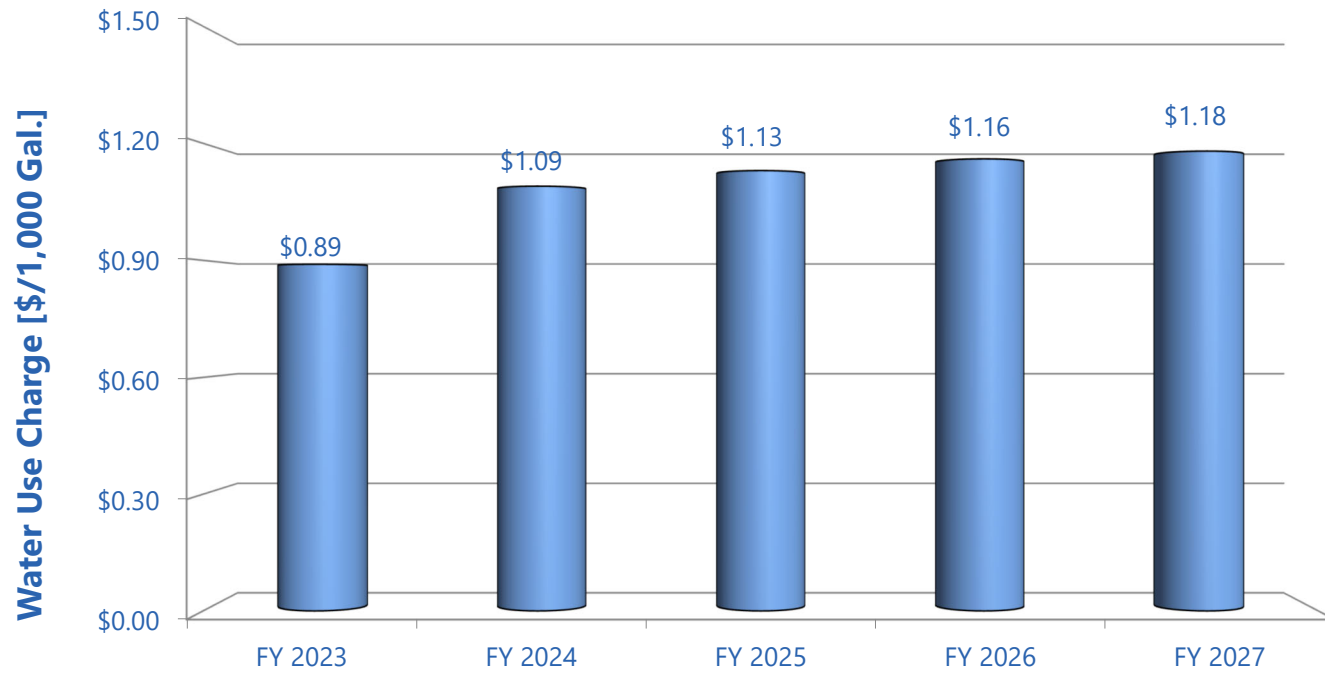
Tentative Budget for FY 2027

Water Rate

Customer Water Rate	FY 2026 Budget	FY 2027 Tentative Budget	Increase/ (Decrease)
<u>Base Rate Charge</u> (\$ for FY)			
• Charlotte Co.	\$ 11,810,015	\$ 15,842,144	\$ 4,032,129
• DeSoto Co	\$ 943,663	\$ 1,140,576	\$ 196,913
• Manatee Co.	\$ 105,828	\$ 137,078	\$ 31,250
• Sarasota Co.	\$ 18,465,409	\$ 22,129,338	\$ 2,014,916
• North Port	\$ 2,768,226	\$ 3,378,650	\$ 610,424
	\$ 34,093,140	\$ 42,627,785	\$ 8,534,645
<u>Water Use Charge</u> (\$/1,000 Gal)	\$ 1.16	\$ 1.18	\$ 0.02

Tentative Budget for FY 2027

Historical Water Use Charge



Tentative Budget for FY 2027

Water Rate

		FY 2026	FY 2027	FY 2028	FY 2029	FY 2030	FY 2031	FY 2032	FY 2033	FY 2034	FY 2035
Water Use Charge - \$ / KGAL			1.18	1.21	1.24	1.27	1.30	1.33	1.37	1.41	1.45
	Last Plan		1.20	1.23	1.28	1.31	1.35	1.39	1.43	1.47	1.45
Charlotte - Base Rate Charge		984.2	1,408.3	1,877.0	2,012.4	2,103.9	2,139.4	2,193.5	2,468.2	2,618.3	2,758.0
	Last Plan	1,102.1	1,417.9	1,455.1	1,985.3	2,048.0	2,042.8	2,082.0	2,180.6	2,335.9	2,758.0
DeSoto - Base Rate Charge		78.6	114.6	188.0	286.0	319.0	325.4	334.5	412.3	448.3	487.1
	Last Plan	60.0	62.3	63.4	203.4	201.8	206.0	208.4	227.6	260.4	487.1
Sarasota - Base Rate Charge		1,538.8	2,113.0	3,011.9	4,292.1	4,695.6	4,764.8	4,877.1	5,853.0	6,320.4	6,880.7
	Last Plan	1,650.7	1,700.6	1,751.6	3,741.5	3,737.9	3,840.1	3,943.9	4,322.4	4,899.3	6,880.7
North Port - Base Rate Charge		230.7	325.4	449.2	682.4	762.6	773.6	791.1	947.9	1,019.9	1,096.0
	Last Plan	250.6	260.0	246.0	613.3	615.5	624.1	632.3	676.0	748.2	1,096.0
Manatee - Base Rate Charge		8.8	11.4	14.5	34.4	36.8	77.6	161.8	368.8	592.3	754.6
	Last Plan	0.0	0.0	0.0	0.0	3.1	41.4	100.1	219.8	367.4	754.6
Rate Covenant Test		1.52	1.50	1.50	1.50	1.50	1.50	1.50	1.50	1.50	1.50
	Last Plan	1.78	1.72	1.71	1.50	1.50	1.50	1.50	1.50	1.50	1.50

FY 2027	FY 2028	FY 2029
1.18	1.21	1.24
1.20	1.23	1.28



Tentative Budget for FY 2027

Member Fee

Member Fee	FY 2026 Budget	FY 2027 Tentative Budget	Increase/ (Decrease)
<u>Member Fee</u> (\$ for FY)			
• Charlotte Co.	\$ 116,027	\$ 112,788	\$ (3,239)
• DeSoto Co.	\$ 75,241	\$ 72,084	\$ (3,157)
• Manatee Co.	\$ 172,232	\$ 164,927	\$ (7,305)
• Sarasota Co.	<u>\$ 177,669</u>	<u>\$ 169,413</u>	<u>\$ (8,256)</u>
	\$ 541,169	\$ 519,212	\$ (21,957)

Base Contribution = ½ amount divided by 4

Pro-Rata Share = ½ amount based on pro rata share of total 4-county population



Tentative Budget for FY 2027

Management & Planning Assessment

Member/Customer Planning Assessment	FY 2026 Budget	FY 2027 Tentative Budget	Increase/ (Decrease)
<u>Assessment</u>			
(\$ for FY)			
• Charlotte Co.	\$ 84,931	\$ 87,617	\$ 2,687
• DeSoto Co.	\$ 13,332	\$ 13,142	\$ (190)
• Manatee Co.	\$ 183,597	\$ 183,016	\$ (581)
• Sarasota Co.	\$ 155,886	\$ 153,461	\$(2,425)
• North Port	<u>\$ 37,255</u>	<u>\$ 37,764</u>	<u>\$ 509</u>
	\$ 475,000	\$ 475,000	\$ 0

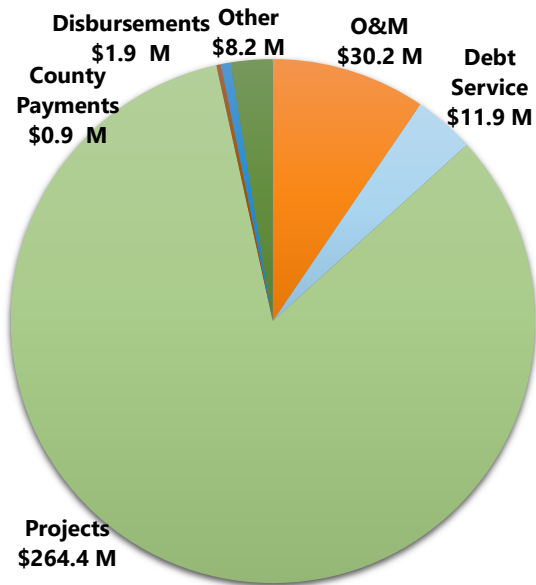
Assessments based on each customers pro rata share of total 4-county population



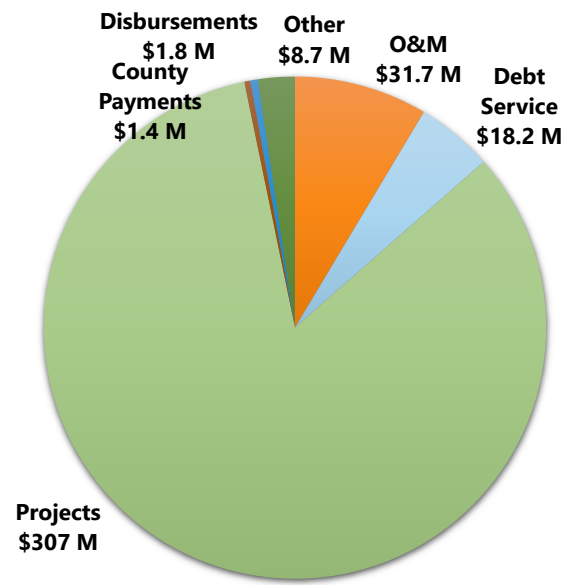
Tentative Budget for FY 2027

Major Expenditures

2026 Budgeted Expenditures
\$317 M



2027 Budgeted Expenditures
\$368.8 M



Tentative Budget for FY 2027

Budget Highlights

- Operations & Maintenance
 - Power and Chemical costs increased by 7%
 - Personnel compensation increase budgeted at 4%
 - Repairs and Maintenance increased 13%
 - Contract Services decreased 3.8%
 - General Administration increased 4.9%
 - Machinery & Equipment increased \$153k

Tentative Budget for FY 2027

Budget Highlights

- Other Rate Related Expenditures
 - Contribution to R&R Reserve
 - Transfer to CIP
 - Transfer to System-Wide Benefit
 - Transfer to Utility Reserve Fund
 - Disaster Recovery Reserve
 - Contingencies
 - Admin Cost Charge-Back

Tentative Budget for FY 2027

Budget Highlights

- CIP Projects Expense

Item No.	CIP Project	FY 2027 Expenditures	Source of Funds			FY 2027 Total
			CIP Funds	SWFWMD Grant Funds	State Grant Funds	
1	Reservoir No. 3	192,509,290	116,429,682	76,079,608		192,509,290
2	PRF Expansion	93,610,000	93,610,000			93,610,000
3	Regional Integrated Loop - Phase 2B - PDB	7,180,000	7,180,000			7,180,000
4	Regional Integrated Loop - Phase 3C - PDB	8,260,000	8,260,000	-		8,260,000
Total		\$ 301,559,290	\$ 225,479,682	\$ 76,079,608	\$ -	\$ 301,559,290

- System-Wide Benefit Projects Expense

Item No.	System Wide Benefit CIP Project	FY 2027 Expenditures	Source of Funds			FY 2027 Total
			CIP Funds	SWFWMD Grant Funds	State Grant Funds	
1	Kings Highway Pipeline Replacement	500,000	500,000	-	-	500,000
Total		\$ 500,000	\$ 500,000	\$ -	\$ -	\$ 500,000

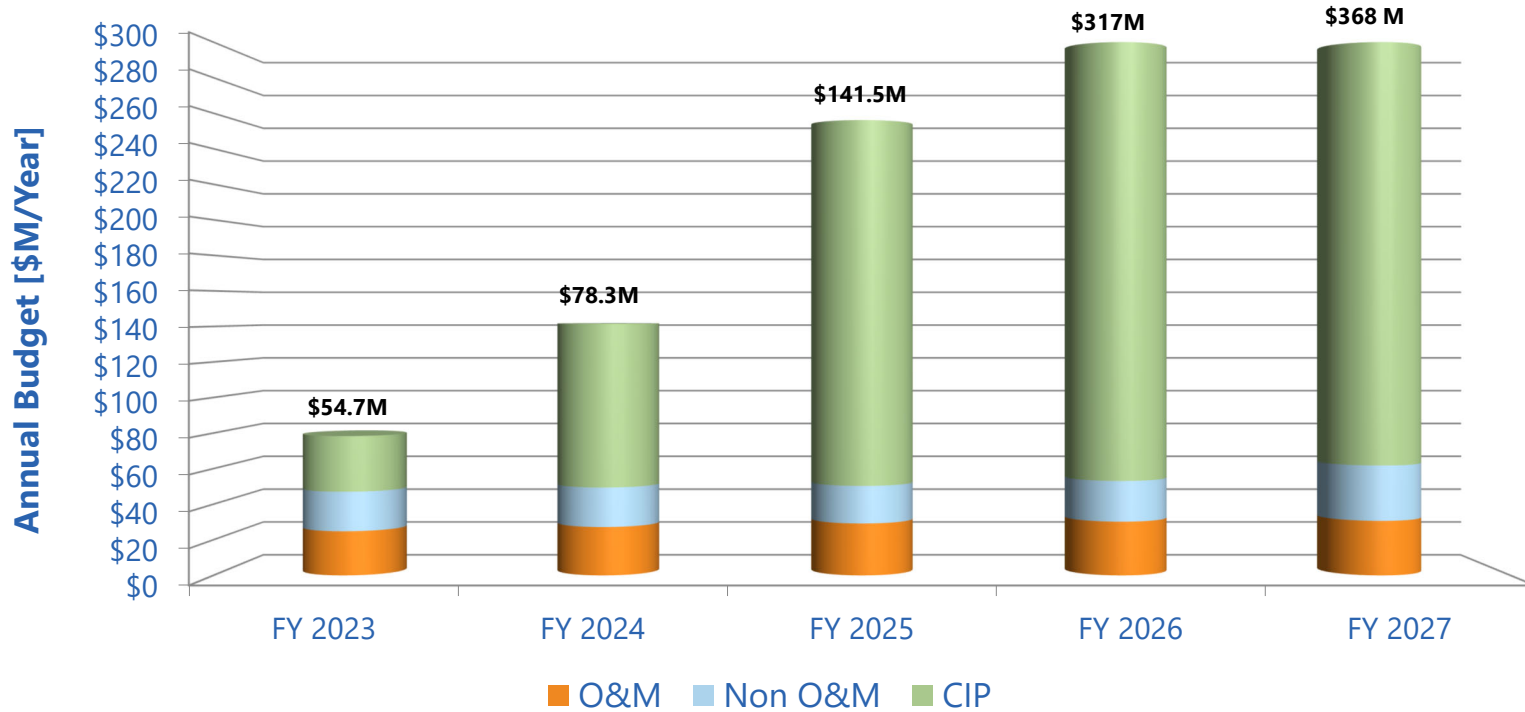
Tentative Budget for FY 2027

Budget Highlights

Customer Fund Disbursements	Debt Coverage from FY 2026	2015 Bond Refunding Savings	Total Disbursement
<u>Disbursement/Credit</u> (\$ for FY)			
• Charlotte Co.	\$ 323,420	\$ 22,037	\$ 345,457
• DeSoto Co	\$ 35,239	\$ 6,659	\$ 41,898
• Manatee Co.	\$ 0	\$ 0	\$ 0
• Sarasota Co.	\$ 1,245,901	\$ 64,053	\$ 1,309,954
• North Port	<u>\$ 142,086</u>	<u>\$ 0</u>	<u>\$ 142,086</u>
	\$ 1,746,646	\$ 92,749	\$ 1,839,395

Tentative Budget for FY 2027

Historical Budgets



Tentative Budget for FY 2027

Interconnect Charge Options

	Option 1: (Pool Water Rate)	Option 2: 110%	Option 3: 125%	Option 4: 150%
Rate [\$/1,000 gal]	\$4.06	\$4.47	\$5.08	\$6.09

Water Rate		
[Charge per 1,000 Gallons]		
\$X.XX		Water Rate Charge in \$/1,000 gallons metered water delivery for cumulative delivery to all interconnects up to quantity identified as 'Available from Pool' in the Redistribution Pool for the current fiscal year.
\$X.XX		Water Rate Charge in \$/1,000 gallons metered water delivery for cumulative delivery to all interconnects in excess of the quantity identified as 'Available from Pool' in the Redistribution Pool for the current fiscal year.



Questions & Discussion

Tentative Budget for FY 2027

Staff Recommendation

Motion to approve Tentative Budget for FY 2026 in the amount of \$368,834,459, including updating the Interconnect Water Charge to Option ____.

Tentative Budget: Resolution 2026-03

Staff Recommendation

Motion to approve Resolution 2026-03 'Resolution Setting Forth Preliminary Schedules of Rates, Fees and Charges for FY 2027'.