

PEACE RIVER MANASOTA REGIONAL WATER SUPPLY AUTHORITY
BOARD OF DIRECTORS MEETING
June 5, 2026

CONSENT AGENDA
ITEM 3

Mid-Year Financial Status and Semi-Annual Investment Reports for FY 2026

Recommended Action -

Motion to receive and file ‘Mid-Year Financial Status Report for FY 2026’.

Motion to receive and file ‘Semi-Annual Investment Report’ [March 31, 2026].

a. Receive and File Mid-Year Financial Status Report for FY 2026

Mid-Year Financial Status Report for FY 2026 is provided for the Board to receive and file.

b. Receive and File ‘Semi-Annual Investment Report’ [March 31, 2026]

‘Semi-Annual Investment Report’ [March 31, 2026] is provided for the Board to receive and file.

Attachments:

Tab A Mid-Year Financial Status Report for FY 2026

Tab B Semi-Annual Investment Report [March 31, 2026]

TAB A
Mid-Year Financial Report for FY 2026

MEMORANDUM

June 5, 2026

TO: Board of Directors
Peace River Manasota Regional Water Supply Authority

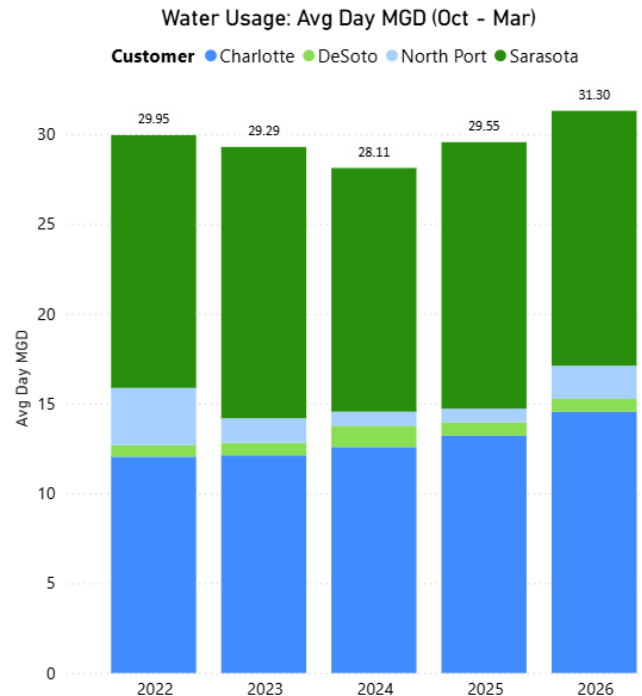
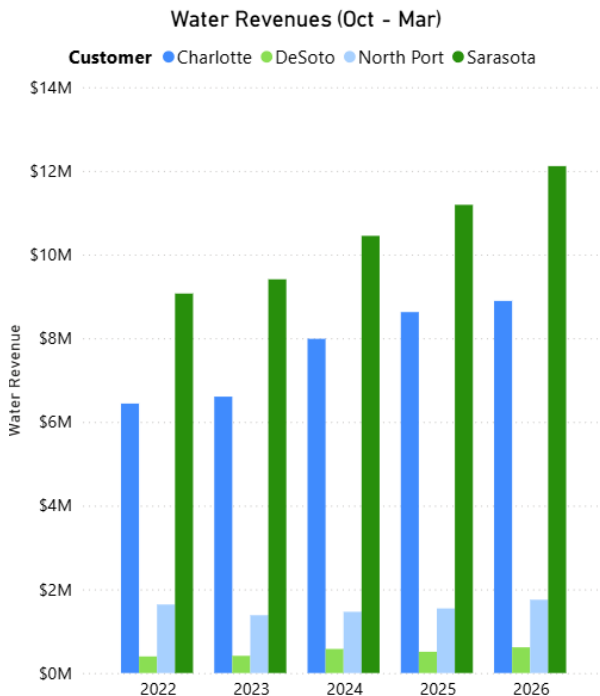
THRU: Richard Anderson
Executive Director

FROM: Ann Lee, MBA, CGFO
Finance & Budget Senior Manager

SUBJ: Mid-Year Financial Report for Fiscal Year 2026

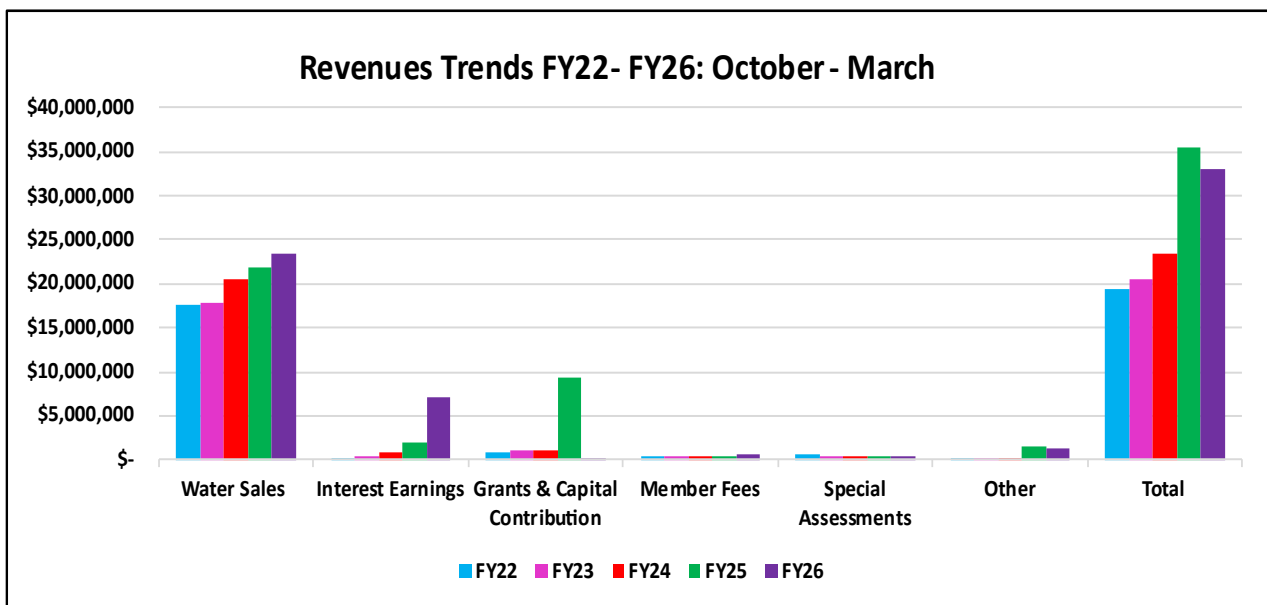
Revenues

As of March 31, 2026, the Authority’s total revenues (prior to budgeted internal and external transfers) were \$33 million, which is 10% of the \$317 million allocated by the approved budget for FY26. Water sale revenues were \$23.43 million, which is 49% of the \$47.6 million budgeted and represents an increase over the water sales from prior year of \$1.5 million. In terms of average millions of gallons per day (MGD) of water sold, the Authority’s FY26 rolling year to date average was 31.3 MGD compared with a rolling year to date average of 29.5 for FY25.



In terms of non- water revenues, the Authority earned just over \$7.09 million in interest earnings, primarily from restricted bond/construction in progress accounts, which is an increase of \$5.17 million from the previous year for the same time period. The Authority has collected \$541k in member fees, \$475k in planning assessments and \$272k of system wide benefit project contributions as budgeted. Other Authority revenues collected through March 31, 2026 include \$77k in rental income from our tenants as well as \$1.15 million in miscellaneous revenues, primarily from the Charlotte County Parallel Pipe (non-Authority asset) and PFAS Settlement checks.

The following graphic represents the Authority’s revenues trends on a per revenue stream basis for the last five fiscal years.

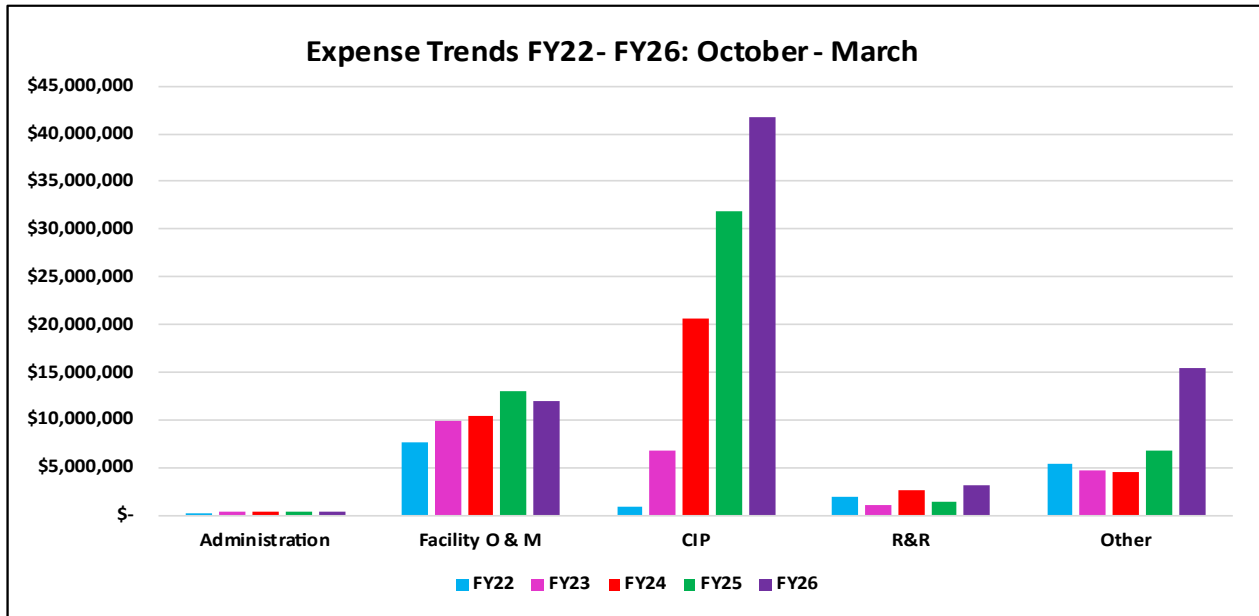


Expenditures

As of March 31, 2026, the Authority’s total expenditures were \$104 million, which is 23% of the \$317 million allocated by the approved budget for FY26. Authority administrative expenditures were \$345k, which is 54% of the budgeted amount of \$642k. This amount is prior to the facility chargebacks (outside of payroll/benefits), which occur at the end of the fiscal year, and is \$58k less than expenditures incurred in the previous fiscal year for the same time period.

Authority facility expenditures were \$72 million, which is 23% of the budgeted amount of \$316.36 million. Operations and maintenance expenditures were \$11.9 million, which is 41% of the budgeted amount of \$27.09 million and is \$1.6 million more than the expenditures incurred FY25. Capital project expenditures totaled \$41.8 million of the \$259.4 million budgeted and renewal and replacement project expenditures totaled \$3 million.

The following graphic represents the Authority’s expense trends for the last five fiscal years.



In summary, the Authority continues to maintain a strong financial position. Budgeted variances are as expected and are generally favorable.

If you have any questions, I am at your disposal.

TAB B
Semi-Annual Investment Report [March 31, 2026]

MEMORANDUM

June 5, 2026

TO: The Board of Directors
Peace River Manasota Regional Water Supply Authority

THRU: Richard Anderson
Executive Director

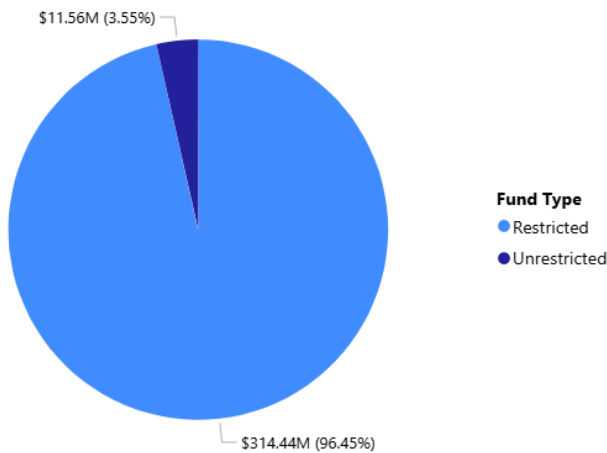
FROM: Ann Lee, MBA, CGFO
Finance & Budget Senior Manager

SUBJ: Semi-Annual Investment Report for March 31, 2026

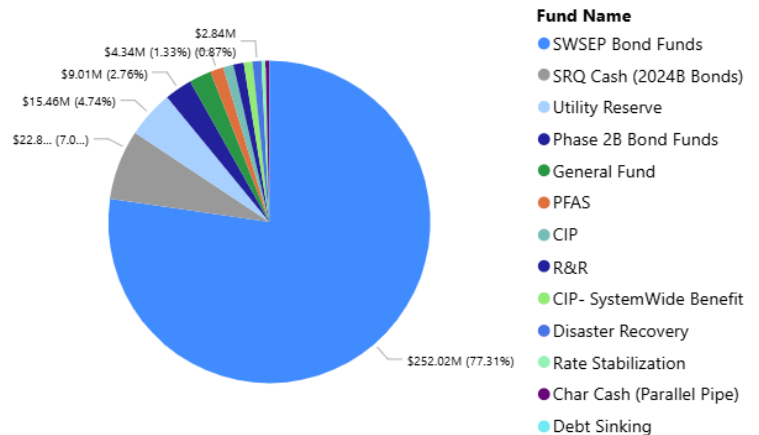
In accordance with the Authority’s investment policy the following is a summary of the Peace River Manasota Regional Water Supply Authority’s investments as of March 31, 2026.

As of March 31, 2026, the Authority’s portfolio totaled \$325,998,315 compared to \$346,383,547 on September 30, 2025, which is \$20,385,232 less than the last reporting period. The amount is comprised of restricted construction and reserve funds totaling \$314.44 million and unrestricted funds totaling \$11.56 million. Of the Authority’s total portfolio, two (2%) percent of the portfolio are in interest bearing checking accounts and ninety-eight (98%) percent of total investments are held at the Florida Prime (SBA).

Account Balance by Fund Type: 3/31/2026



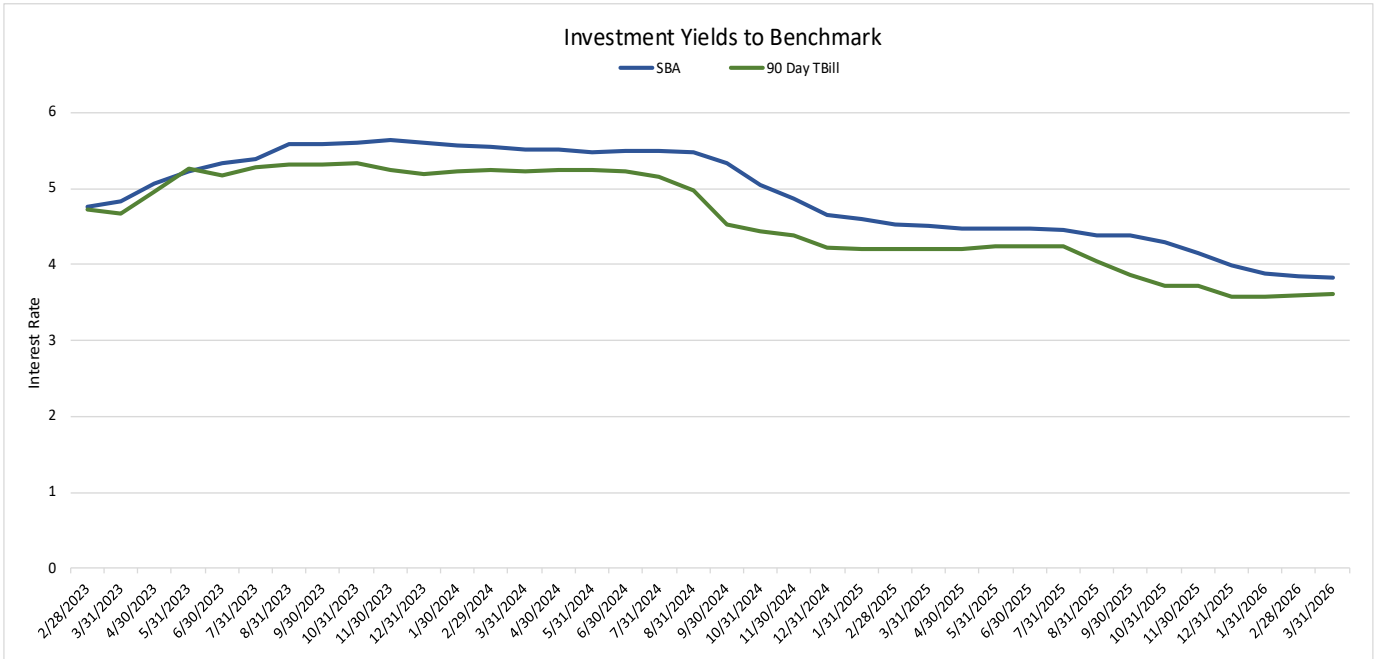
Account Balance by Fund Name: 3/31/2026



Through March 31, 2026, the Authority earned \$7,096,706 in interest from the SBA accounts and bank accounts. The investment earnings on these accounts is more than the prior years’ interest earnings by \$5.17 million and are primarily related to restricted bond/construction funds. The Authority earned interest at a rate of 3.83% in the SBA accounts for March 2026 as well as 1.81% in interest bearing checking accounts. In terms of future interest earnings, March 2026 Fed remarks indicate they are maintaining a cautious, data-dependent stance and kept the interest rates steady at the target range of 3.5%-3.75% . Additional Fed comments included acknowledgment that the instability in the Middle East creates

uncertainty for the U.S. economy and that inflation, while lower than its 2022 peak, remains elevated above the 2% target.

According to the Authority’s investment policy, the portfolio must be designed with the goal of annually exceeding the yield rates on the 90 day Treasury Bill and as of March 31, 2026, the 90 day Treasury Bill had a yield rate of 3.61%. The Authority’s earnings at the SBA as of March 31, 2026 lead the target benchmark of the 90 Day T-Bill rate by 22 basis points. It is important to note the Authority’s investment policy has limitations on investments beyond 24 months allowing liquidity for current expansion, new water resource development, and capital improvement projects as well as limitations on the types of investments that are permitted under Florida Statute.



If you have any questions, I am at your disposal.