


Regional Water Supply Plan 2010 Update

Roy Mazur P.E.
Project Administrator



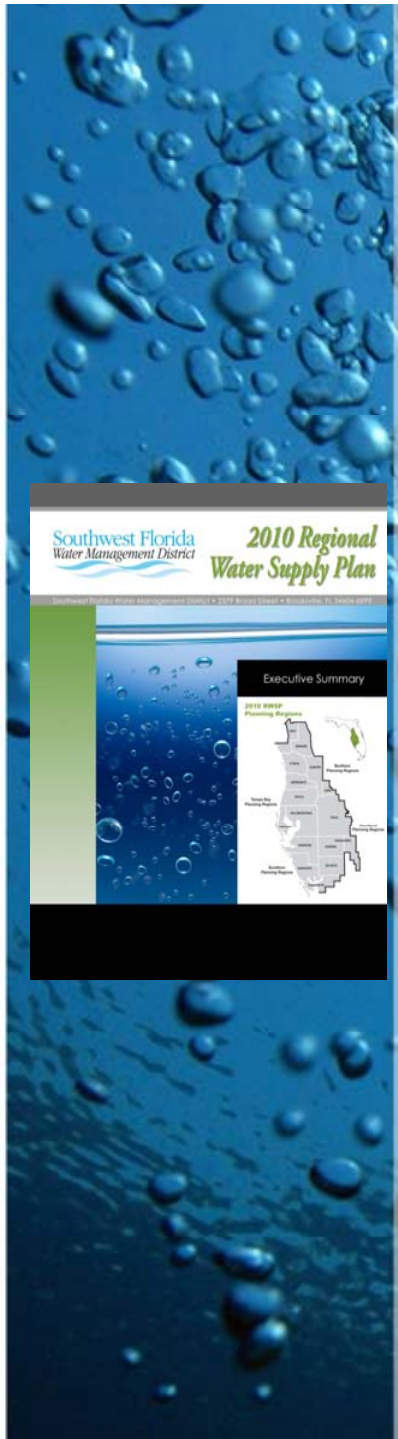
Objective of Presentation

- ❖ Overview – What & How
- ❖ What Does It Mean to Me
- ❖ Results




Overview - What is a RWSP?

- ❖ Update Required Every 5 Years
 - Demand > Supply
 - 20 Year Planning Horizon
- ❖ Demands from All Categories
- ❖ Potential Sources & Project Options
- ❖ Potential Funding Mechanisms



Overview – How It Began

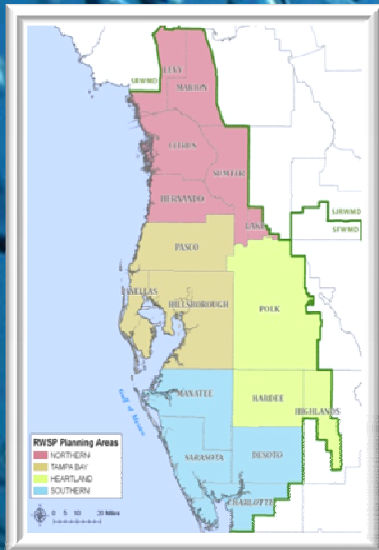
- ❖ Consistency with Statutory Requirements and DEP Guidelines
- ❖ More Streamlined and User-friendly
- ❖ Emphasize Current & Known Information



Overview – How Is It Different



➤ 2006 - 2010

- Planning Regions
- Inclusion of the North
- Assist Local Governments



Overview – How It Was Prepared

- ❖ Demand Projections
- ❖ Sources & Projects



Overview – How It Was Prepared

- ❖ Conservation & Reuse
- ❖ Restoration



What Does It Mean To Me

❖ 10 Year Water Supply Work Plans

- Adopt into Comp Plan
- Water Supply, Conservation and Reuse Projects

❖ Community Planning Sheets



Projected Increases in Water Demand (mgd) 2010 to 2030

	Public Supply	Ag	Industrial	Rec	Restoration	Total
Northern	47.9	2.4	2.5	8.7	0	61.5
Tampa Bay	65.2	-.2	1.7	10.0	12.4	89.1
Heartland	51.8	-49.9	.8	7.7	28.7	39.1
Southern	32.1	-14.5	.8	9.6	12.0	40.0
Total	197.0	-62.2	5.8	36.0	53.1	229.7

Outreach Schedule

- ❖ **Drafts Available for Review & Comment**
 - Dedicated Web Page

- ❖ **May Meetings & Presentations**
 - Public Meetings at District Offices
 - County Commissions & Regional Planning Councils

- ❖ **Comments Due July 16, 2010**



Conclusion

- ❖ The District Has Been Working With Your Staff
- ❖ Extremely Interested in Your Review and Comment

Questions?

